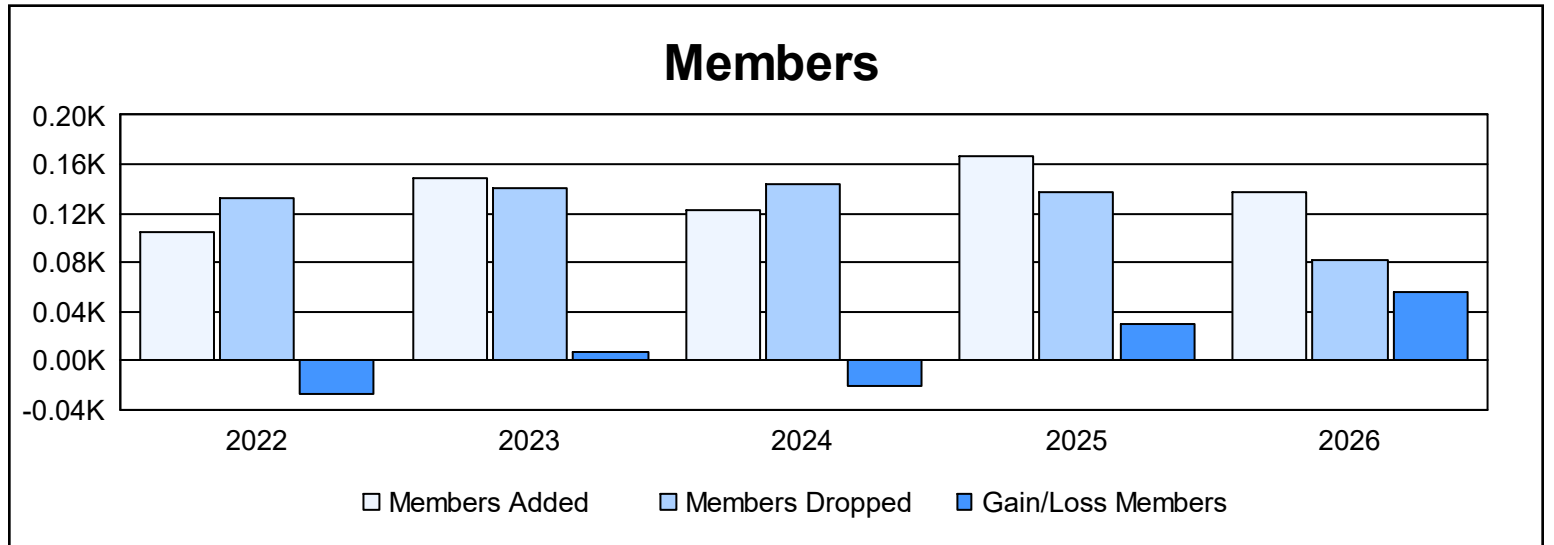
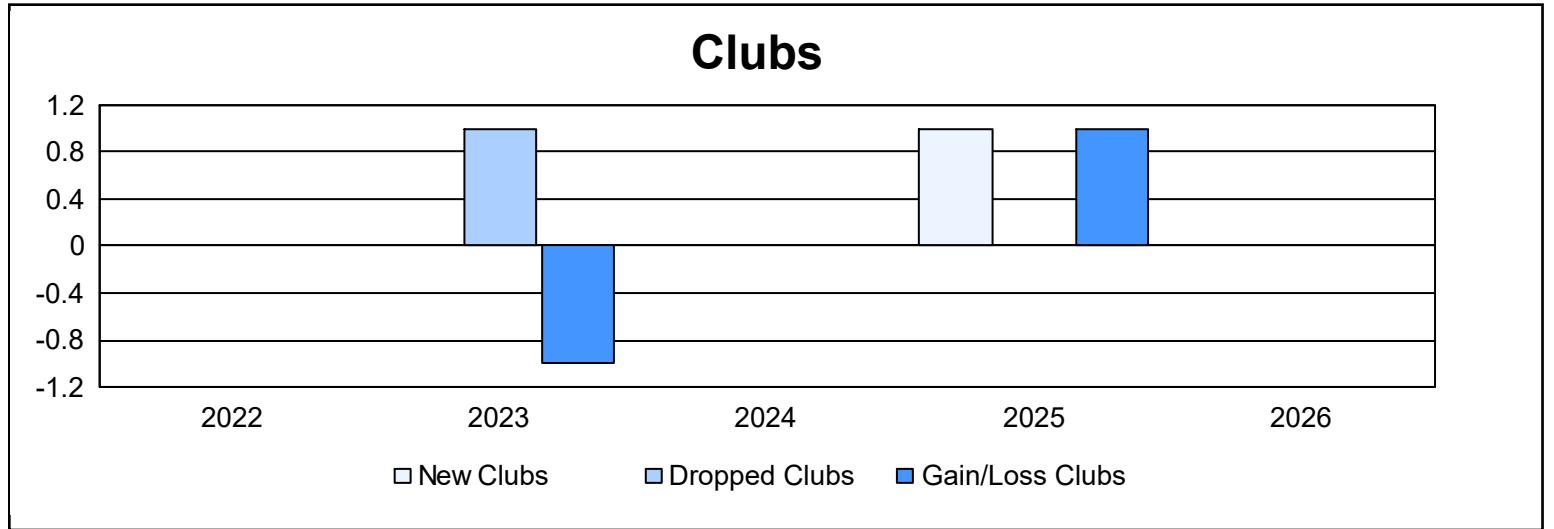
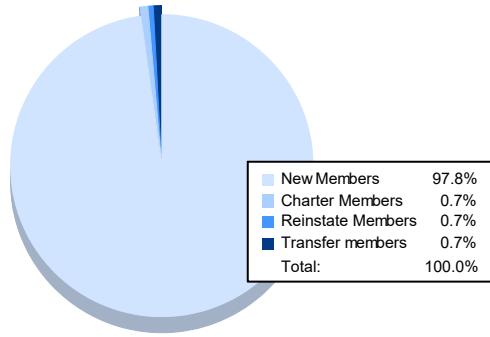


Year	New Clubs	Dropped Clubs	Gain/ Loss Clubs	New Members	Charter Members	Reinstate Members	Transfer Members	Total Member Added	Total Members Dropped	Gain/ Loss Members
2021-2022	0	0	0	89	1	2	12	104	132	-28
2022-2023	0	1	-1	127	2	0	19	148	141	7
2023-2024	0	0	0	115	0	0	8	123	144	-21
2024-2025	1	0	1	134	20	3	9	166	137	29
2025-2026	0	0	0	134	1	1	1	137	82	55
<b>Average</b>	<b>0</b>	<b>0</b>	<b>0</b>	<b>120</b>	<b>5</b>	<b>1</b>	<b>10</b>	<b>136</b>	<b>127</b>	<b>8</b>



### Membership Composition April 2026 Cumulative



### Gender Composition April 2026 Cumulative

